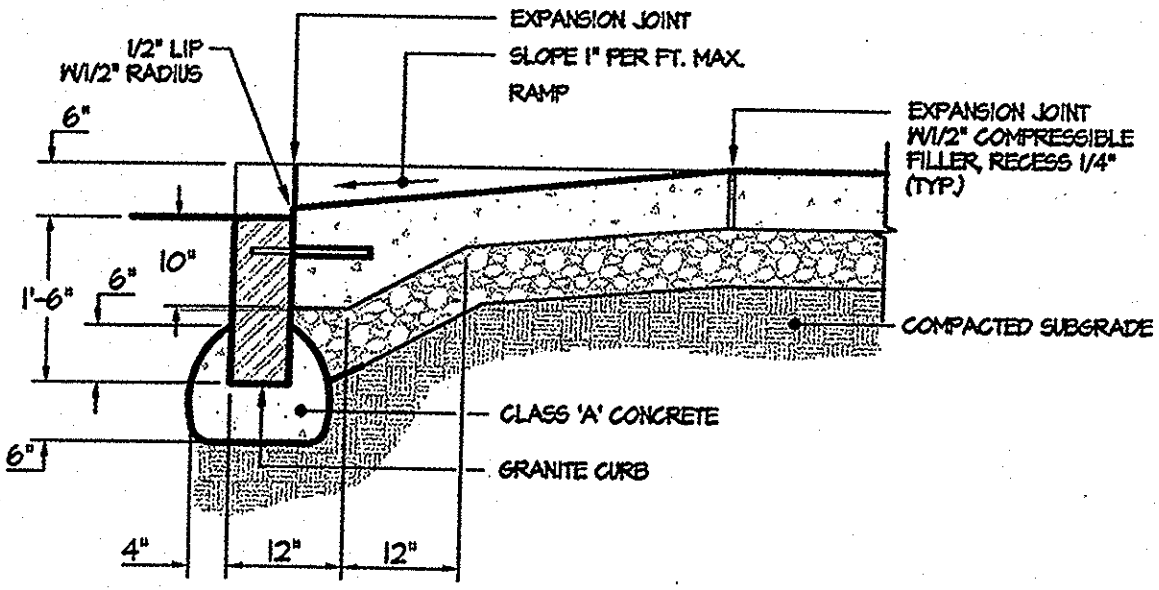
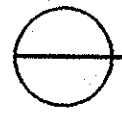


ELEVATION



SECTION

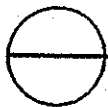
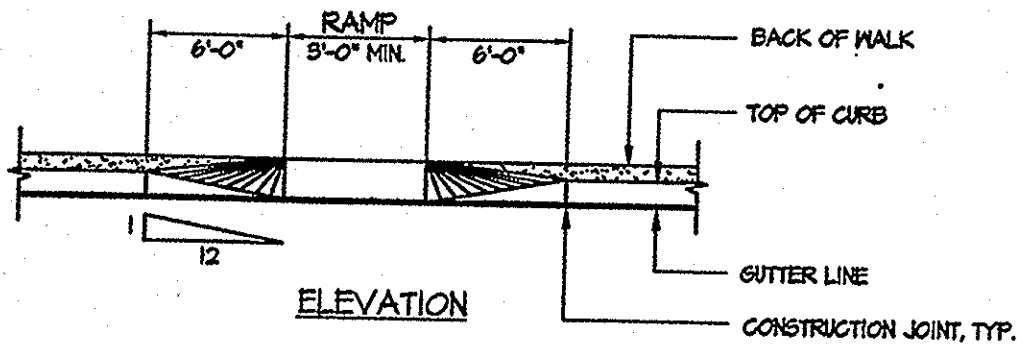
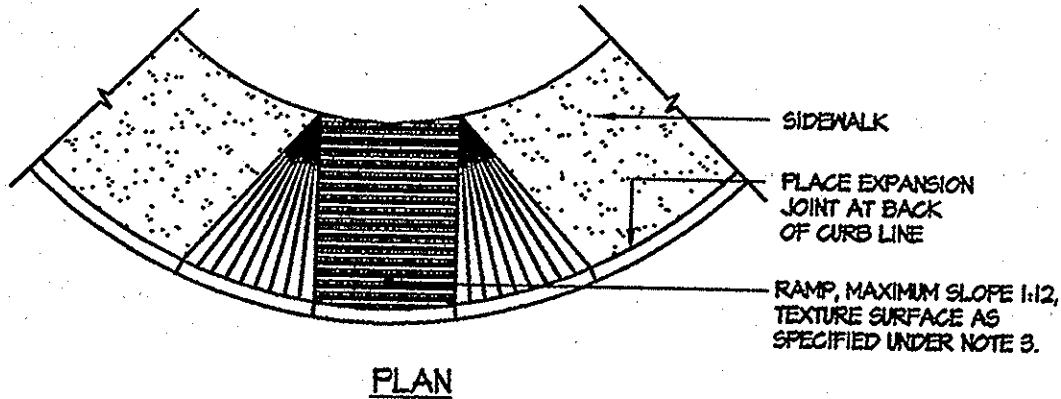


**TYPICAL TYPE I HANDICAP RAMP DETAIL**

N.T.S.

**NOTES:**

1. HANDICAP RAMP TYPE AND LOCATIONS ARE AS SHOWN ON THE PLANS OR AS DIRECTED BY THE OWNERS REPRESENTATIVE.
2. TYPE 2 RAMP IS PROVIDED WHERE SIDEWALK AND CURB ADJOIN EACH OTHER. CONDITION IS TYPICAL AT TANGENTS OR RADIUS APPLICATIONS.
3. THE ENTIRE RAMP SURFACE SHALL BE TEXTURED TO PRODUCE UNIFORM STRIATIONS 3/16" TO 1/4" WIDE BY 1/4" DEEP ON 3/4" TO 1" CENTERS. THEY SHALL BE PERPENDICULAR TO THE CENTERLINE OF THE RAMP. THE CAPABILITY TO PRODUCE AN ACCEPTABLE TEXTURE SHALL BE DEMONSTRATED TO THE OWNERS REPRESENTATIVE PRIOR TO INSTALLATION.

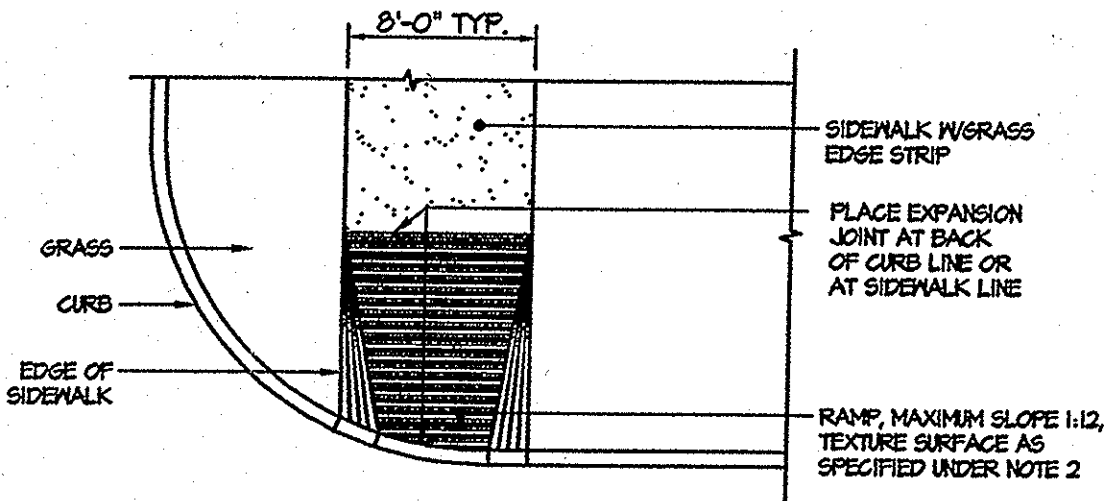


**HANDICAP RAMP TYPE 2**

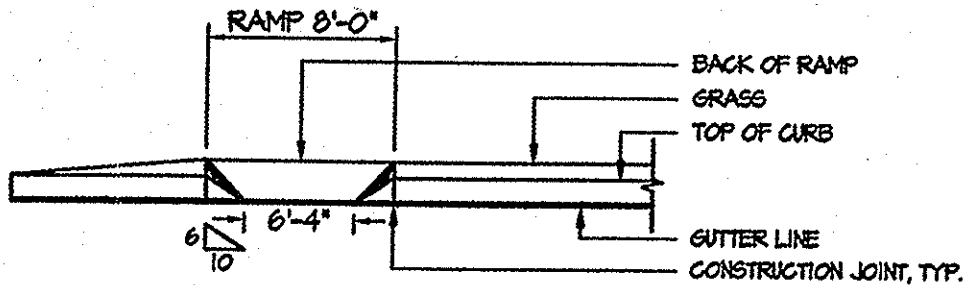
N.T.S.

**NOTES:**

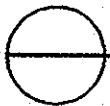
1. HANDICAP RAMP TYPE AND LOCATIONS ARE AS SHOWN ON THE PLANS OR AS DIRECTED BY THE OWNERS REPRESENTATIVE.
2. THE ENTIRE RAMP SURFACE SHALL BE TEXTURED TO PRODUCE UNIFORM STRIATIONS 3/16" TO 1/4" WIDE BY 1/4" DEEP ON 3/4" TO 1" CENTERS. THEY SHALL BE PERPENDICULAR TO THE CENTERLINE OF THE RAMP. THE CAPABILITY TO PRODUCE AN ACCEPTABLE TEXTURE SHALL BE DEMONSTRATED TO THE OWNERS REPRESENTATIVE PRIOR TO INSTALLATION.



**PLAN**



**ELEVATION**



**HANDICAP RAMP TYPE I**

N.T.S.